

# Parts catalogue

# AUTO MOWER

(EXPORT MODEL)

## SH50C(2Action)


MODEL	CODE
SH50	0206-○○○○

### CONTENTS

Fig. 1	HANDLE .....	1
Fig. 2	TRANSMISSION .....	3
Fig. 3	FRAME & FRONT WHEEL .....	5
Fig. 4	GEAR BOX, ROTARY COVER & TIRE ----	9

*Update : Sep. 2020*


**Fig. 1 HANDLE**



**Fig.1 HANDLE**

Ref.	Parts No.	Parts Name	(2Action)	Remarks
			SH50C	
			GX160	
1	0206-10201	Handle (White)	1	
2	0203-10200	Driving Clutch Lever	1	
3	0206-10300	Knife Clutch Lever	1	
4-1	89-1111-060402	Hexagonal Bolt M6*40	1	
4-2	89-1113-060452	Hexagonal Bolt (8T) M6*45	1	
5	89-1551-060002	Hexagonal U Nut M6	3	
6-1	80-1515-966-00	Clutch Spring	1	
6-2	80-1417-966-00	Clutch Spring	1	
7	0201-70210	Driving Clutch Wire (SUS)	1	
8	83-1515-411-00	Grip	2	
9	80-1022-260-00	Driving Change Lever	1	
10	89-1711-120003	Flat Washer 12	1	
11	80-1020-265-00	Throttle Lever (H)	1	
12	80-1020-270-00	Inner Collar	1	
13	80-1020-264-00	Control Washer	1	
14	80-1020-262-00	Control Lever Shaft	1	
15	80-1020-263-00	Control Lever Shaft Spring	1	
16	89-1139-080302	Hexagonal Bolt (PWSW) M8*30	1	
17	80-1020-231-00	Control Cover	1	
18	89-1161-050122	Tapping Screw 5*12	2	
19	80-1020-967-00	Driving Change Spring	1	
20	0201-70310	Driving Change Wire (SUS)	1	
21	0203-70210	Throttle Wire (SUS)	1	
22	0201-70410	Knife Tension Wire (SUS)	1	
23	0203-20400	Handle Fixing Lever	1	
24	0203-20500	Handle Fixing Bolt	1	
25	89-1851-120000	Belleville Spring 12	2	
26	0013-10300	Handle Fixing Washer	1	
27	83-1210-425-00	Lever Grip 10	1	
28	89-1113-060302	Hexagonal Bolt (8T) M6*30	1	
29	80-1020-912-10	Change Label	1	
30	80-1020-913-10	Throttle Label (H)	1	
31	0206-70100	Label, Driving	1	
32	0206-70900	Label, Blade	1	
33	0206-70800	Lever Return Spring	1	
34	0206-10400	Blade Tension Lever	1	
35	80-1417-255-00	Lever Grip (Red) 10	1	
36	0211-70410	Stopper Return Spring	1	
37	80-1417-253-00	Stopper	1	
38	89-2521-000050	E Type Ring 5	1	
39	89-2521-000100	E Type Ring 10	1	

## Fig. 2 TRANSMISSION




## Fig.2 TRANSMISSION

Ref.	Parts No.	Parts Name	(2Action)	Remarks
			SH50C	
			GX160	
	0203-00100	Transmission Assy	1	Include 1-43
1	0203-00200	Transmission Case (L)	1	
2	0203-00330	Transmission Case (R)	1	
3	80-1516-118-00	Main Shaft	1	
4	83-1020-363-00	Thrust Washer 16*24*1.0	2	
5	80-1515-123-10	Main Shaft Gear 59T	1	
6	80-1020-123-10	Gear (Low)	1	
7	80-1515-122-00	Main Shaft Gear 32T	1	
8	80-1020-161-00	Driving Shift Spring	1	
9	80-1020-108-00	Change Guide	1	
10	80-1020-107-00	Driving Change Shaft	1	
11	83-1020-361-00	Thrust Washer 15*24*1.0	2	
12	80-1515-119-00	Driving Clutch Gear 15T	1	
13	89-3511-015150	DU Bush 15.15.23F	2	
14	80-1516-127-00	2nd Shaft	1	
15	80-1516-129-00	2nd Shaft 48T	1	
16	80-1020-122-00	Collar	1	
17	80-1516-128-00	2nd Shaft 39T	1	
18	83-1020-355-00	Thrust Washer 12*24*1.0	2	
19	80-1515-131-00	2nd Shaft Sprocket 10T	1	
20	89-3511-012100	DU Bush 12.10.20F	2	
21	89-3511-018100	DU Bush 18.10.26F	1	
22	83-1830-368-00	Thrust Washer 18*26*1.0	2	
23	0203-00400	30T Sprocket Boss	1	
24	0203-00500	Axle	1	
25	89-2150-050350	Key 5*35 (round)	1	
26	89-3510-018120	DU Bush 18.12	1	
27	80-1515-114-10	Driving Clutch Fork	1	
28	89-6512-035062	Chain #35-62L	1	
29	83-1515-148-00	Tapping Bolt M6*22	12	
30	80-1515-185-00	Driving Shift Arm Holder	1	
31	83-1020-148-00	Tapping Bolt M6*14	4	
32	80-1515-186-00	Wire Holder	2	
33	89-5121-183008	Oil Seal UE 18.30.8	2	
34	89-5121-152507	Oil Seal UE 15.25.7	1	
35	89-5131-081404	Oil Seal KE 8.14.4	2	
36	83-1517-685-00	Oil Cap 20	1	
37	83-1415-348-00	Packing 8.5*16*1.3	1	
38	80-1020-719-00	Hexagonal Tap Tight M8*18	1	
39	80-1020-106-00	Driving Shift Arm	1	
40	0287-01100	Driving Change Arm	2	
41	89-1144-060253	Hexagonal Bolt with Cross Hole (PW.SW) M6	2	
42	83-1020-198-00	Square Nut M6	1	
43	89-1511-060043	Hexagonal Nut M6	1	

MEMO


### Fig.3 FRAME & FRONT WHEEL



### Fig.3 FRAME & FRONT WHEEL

Ref.	Parts No.	Parts Name	(2Action)	Remarks
			SH50C	
			GX160	
1	0206-2011H	Engine Frame (Metallic Grey)	1	
2	0203-60101	Belt Cover Inside (White)	1	
3	80-1516-509-01	Belt Cover Inside Spacer (White)	1	
4	89-1233-080202	Mini Hexagonal Bolt (PWSW) M8*20	2	
5	80-1517-507-00	Metal Holder	1	
6	89-1213-081052	Mini Hexagonal Bolt (8T) M8*105	1	
7	89-1543-080002	Mini Hexagonal Nut (SW) M8	7	
8	89-1631-080042	Flange Mini Hexagonal Nut M8	4	
9	80-1515-547-00	Knife Tension Return Spring	1	
10	80-1516-575-01	Belt Holder (White)	1	
11	0203-20211	Knife Tension Arm (White)	1	
12	0203-20321	Knife Brake (White)	1	
13	89-2521-000100	E Type Ring 10	1	
14	89-2150-050180	Key 5*18 (round)	2	
15	89-1713-080002	Flat Washer 8 (large)	4	
16	89-1561-080002	Mini Hexagonal U Nut M8	2	
17	0206-60101	Belt Cover (White)	1	
18	80-1517-514-10	Engine Pulley (H)	1	
19	89-2151-050300	Key 5*30 (half round)	1	
20	89-1750-080002	Spring Washer 8	3	
21	89-1711-080002	Flat Washer 8	2	
22	89-1671-080042	Mini Cap Nut M8	2	
23	83-1020-312-00	Washer 8*30*3.2	1	
24	89-1213-080202	Mini Hexagonal Bolt (8T) M8*20	1	
25	80-1516-571-01	Knife Pulley (White)	1	
26	0203-70101	Transmission Pulley (White)	1	
27	89-6132-002401	V Belt SA-24 HP-II	1	
28	89-6122-002401	V Belt LAR-24	1	
29	0206-2020H	Anti-Vibration Stay (Metallic Grey)	1	
30	89-1211-080162	Mini Hexagonal Bolt M8*16	1	
31	89-1213-080402	Mini Hexagonal Bolt (8T) M8*40	4	
32	89-1232-080202	Mini Hexagonal Bolt (SW) M8*20	4	
33	Not for Sale	Label, Serial Number	1	
34	0223-72910	Label, Caution for Slope	1	
35	80-1488-928-10	Label, Caution for Belt Involving	1	
37	0206-3032H	Front Wheel Fork (Metallic Grey)	1	
38	0206-30410	Front Wheel Fork Bracket	1	
39	89-2511-000160	Snap Ring (S16)	1	
40	83-1020-363-00	Thrust Washer 16*24*1.0	2	
42	80-1517-727-00	Front Wheel	1	
43	89-1213-080802	Mini Hexagonal Bolt (8T) M8*80	1	
44	80-1517-728-00	Front Wheel Collar	1	
49	89-1113-060352	Hexagonal Bolt (8T) M6*35	1	
50	89-1551-060002	Hexagonal U Nut M6	1	
52	0203-71000	Label, Belt Cover	1	
53	83-1210-484-00	Free Handle M8*20	1	
55	0206-3022H	Front Wheel Arm (Metallic Grey)	1	

### Fig.3 FRAME & FRONT WHEEL






### Fig.3 FRAME & FRONT WHEEL

Ref.	Parts No.	Parts Name	(2Action)	Remarks
			SH50C	
			GX160	
56	0206-8060H	Front Guard CMP (Metallic Grey)	1	
57	89-1750-080002	Spring Washer 8	2	
58	89-1213-080202	Mini Hexagonal Bolt (8T) M8*20	2	
59	0206-80200	Cutting Height Stopper CMP	1	
60	89-1611-080042	Mini Hexagonal Nut M8	1	
61	89-1213-080252	Mini Hexagonal Bolt (8T) M8*25	1	
62	0206-60201	Belt Cover Inside Front(H) (White)	1	
63	89-1232-080122	Mini Hexagonal Bolt (SW) M8*12	2	
64	0223-72910	Attention Mark for Slope	1	
65	0215-83200	Label, Protection Equipment	1	

MEMO


**Fig.4 GEAR BOX, ROTARY COVER & TIRE**



**Fig.4 GEAR BOX, ROTARY COVER & TIRE**

Ref.	Parts No.	Parts Name	(2Action)	Remarks
			SH50C	
			GX160	
	0203-51000	Gear Box ASSY	1	Inclue 1-15,72
1	0254-50900	Gear Box	1	
2	0203-50300	Vertical Shaft	1	
3	89-3115-060044	Bearing 6004 2RS	2	
4	89-2150-050180	Key 5*18 (round)	2	
5	83-1515-626-00	Thrust Washer 22*27*2	1	
6	80-1517-618-00	Straight Bevel 20T	2	
7	89-2511-000170	Snap Ring (S17)	1	
8	89-3115-062044	Bearing 6204 2RS	1	
9	89-2512-000470	Snap Ring (R47)	1	
10	89-5131-204706	Oil Seal KE 20.47.6	1	
11	0203-50200	Horizontal Shaft	1	
12	89-3115-062024	Bearing 6202 2RS	1	
13	0218-50300	Gear Box Cap B	1	
14	83-1020-148-00	Tapping Bolt M6*14	4	
15	83-1415-975-00	Grease Nipple M6	1	
16	80-1035-836-0H	Knife Neck Guard (Metallic Grey)	1	
17	0203-5061H	Knife Bracket (Metallic Grey)	1	
19	89-1711-120002	Flat Washer 12	1	
20	89-1750-120002	Spring Washer 12	1	
21	0203-70800	Bag Nut(slender) M12	1	
22	89-1750-100002	Spring Washer 10	2	
23	0214-50200	Flange Bolt(Slender) M10*25 P1.25(Mec)	2	
24	0203-5051G	Rotary Cover (Green)	1	
25	89-1233-080202	Mini Hexagonal Bolt (PWSW) M8*20	6	
26	89-1631-080042	Flange Mini Hexagonal Nut M8	13	
27	89-1137-060152	Hexagonal Bolt (PW) M6*15	20	
28	89-1581-060042	Flange Cap Nut M6	20	
32	80-1035-737-0G	Flapper Shaft Receiver (Green)	2	
34	0203-60600	Flapper B	1	
35	0203-6070G	Flapper Holder A (Green)	1	
36	0203-6080G	Flapper Holder B (Green)	1	
37	0203-6030H	Axle Cover(L) (Metallic Grey)	1	
38	0203-6041H	Axle Cover(R) (Metallic Grey)	1	
39	0203-6050G	Axle Reinforcing Plate (Green)	2	
40	89-3115-062024	Bearing 6202 2RS	2	
41	83-1020-361-00	Thrust Washer 15*24*1.0	2	
42	89-2142-050250	Parallel Pin 5*25	2	
43	89-1251-080502	Flange Mini Hexagonal Bolt M8*50	1	
44	0203-6091G	Transmission Cover (Green)	1	
45	0203-61000	Flapper A	1	
46	0203-6110G	Flapper Holder C (Green)	1	

**Fig.4 GEAR BOX, ROTARY COVER & TIRE**



## Fig.4 GEAR BOX, ROTARY COVER & TIRE

Ref.	Parts No.	Parts Name	(2Action)	Remarks
			SH50C	
			GX160	
	80-1515-411-00	Tire Assy 3.25-5	2	Include 47-49
47	80-1515-401-00	Tire (3.25-5)	2	
48	80-1515-404-00	Tire Tube (3.25-5)	2	
49	80-1515-407-00	Wheel Assy 3.25-5	2	
50	0203-30701	Wheel Boss (White)	2	
51	89-1211-080162	Mini Hexagonal Bolt M8*16	6	
52	89-3511-015150	DU Bush 15.15.23F	2	
53	89-3510-015150	DU Bush 15.15	2	
54	89-1213-080252	Mini Hexagonal Bolt (8T) M8*25	2	
55	89-1750-080002	Spring Washer 8	2	
56	83-1020-312-00	Washer 8*30*3.2	2	
57	80-1020-459-00	Ratchet Assembly (Right)	1	
58	80-1020-458-00	Ratchet Assembly (Left)	1	
59	0203-70600	Felt Spacer	2	
60	0203-70400	Clutch Guide Seal	2	
61	0203-71110	Label, Main (Shuttle Mower)	1	
62	80-1488-926-10	Label, Caution for Knife	2	
63	0223-76100	Label, Caution (Large)	1	
64	83-1415-913-00	Label, Protection for Eyes	1	
65	80-1010-933-00	Label, CE	1	
66	83-1516-916-00	Label, Gear Oil	1	
67	0206-70400	Label SH50C	1	
68	0214-70710	Blade (FL500BC)	1	
69	0206-8070G	Front Side Cover (Green)	1	
70	0214-6020G	Front Flapper CMP (Green)	1	
71	83-1415-912-10	Label, Caution for Hitting Object	1	
72	0219-73100	Gear Box Packing	1	
73	89-5131-152504	Oil Seal KE 15.25.4	1	

MEMO